








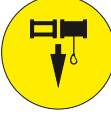



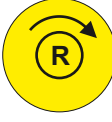


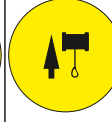
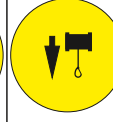











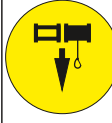

















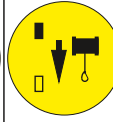





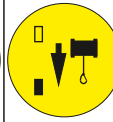





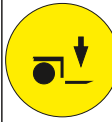
CTRL+F to search text within the document





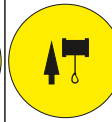
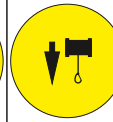



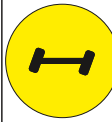


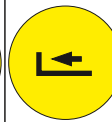
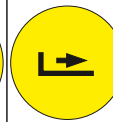
 1L	 1R	MAG 2L	MAG 2R	RPM + 3L	RPM - 3R	FL 4L	FR 4R	 5L	 5R	 6L	 6R
 7L	 7R	DEMAG 8L	DEMAG 8R	MOTOR STOP		RL 9L	RR 9R	 10L	 10R	 11L	 11R


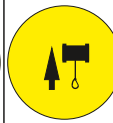

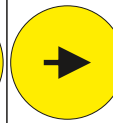










 7L	 7R	 8L	FAST  8R	 9L	 9R	IN 10L	OUT 10R	 11L	 11R	 12L	 12R
RPM RPM RPM	AUX	 13L	FAST  13R	BED  14L	BED  14R	WINCH	DECK	 15L	 15R	 16L	 16R

Standard
4F unit
inserts

 13L	 13R	THROTTLE ON 14L	THROTTLE OFF 14R	V 15L	I 15R	IN 16L	OUT 16R		LOCK UNLOCK 17L	 18L	 18R	
 19L	 19R	AIR	GEN	 20L	 20R	FAST	 21L	 21R	 22L	 22R	 23L	 23R

UP FRONT 19L	UP REAR 19R	 20L	 20R	ON 21L	OFF 21R	 22L	 22R	ENGINE START	ENGINE STOP	 24L	 24R
DOWN FRONT	DOWN REAR	 25L	 25R	UP	DOWN	 26L	 26R	 27L	 27R	 28L	 28R

 25L	 25R	BOOM  26L	BOOM  26R	 27L	 27R	CONV 28L	AUX 28R	 29L	 29R	 30L	 30R
DE-TORQUE	TORQUE	BOOM  31L	BOOM  31R	 32L	 32R					LOCK OFF/ON	AUX

STOP	GO	 32L	 32R	 33L	 33R	 34L	 34R	WATER ON	WATER OFF	 36L	 36R
		F/WHEEL		AUX 1	AUX 2	 35L	 35R	 36L	 36R	 37L	 37R

AXLES LEFT 37L	AXLES RIGHT 37R	EXTEND 38R	RETRACT 38L	CONVEYOR 39L	AUTO 39R	FRONT DOWN HATBOX 40L	FRONT UP HATBOX 40R	41L	41R	RPM + 42L	RPM - 42R
		TORQUE	PUMP	ZERO	AUX	FRONT L LEVEL	FRONT R LEVEL	SAFETY			





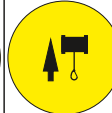
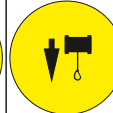
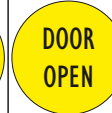
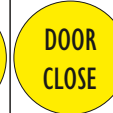


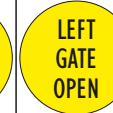
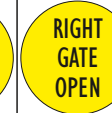
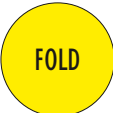

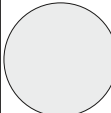
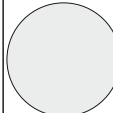
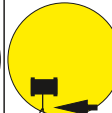
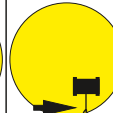
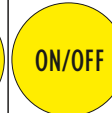

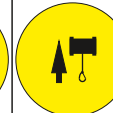
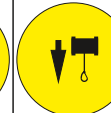
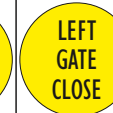
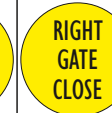
BED 43L	BED 43R	44L		45L	45R	AIR IN 46L	AIR DUMP 46R	47L	47R	IN 48L	OUT 48R
									AUX	F/S	12/24




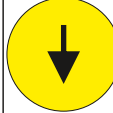
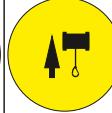
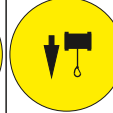
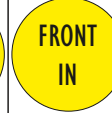
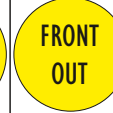
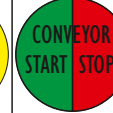
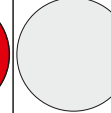
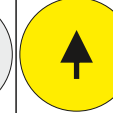
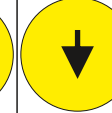



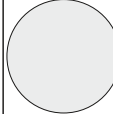
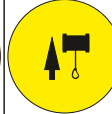
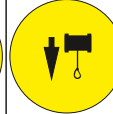
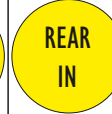
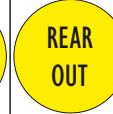
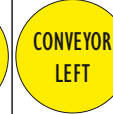
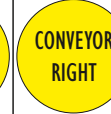
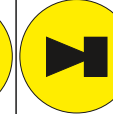
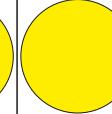
DEBRIS EMPTY 49L				FORWARD 51L	REVERSE 51R	WINCH IN 52L	WINCH OUT 52R	53L	53R	REAR HATBOX UP 54L	REAR HATBOX DOWN 54R
						TAIL EXTEND DOWN	TAIL EXTEND UP			STEER LEFT	STEER RIGHT






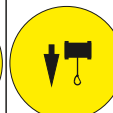
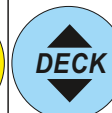
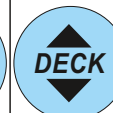
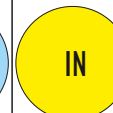






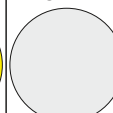
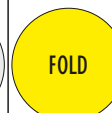
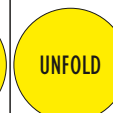


DECK WINCH IN 55L	DECK WINCH OUT 55R	DECK WINCH IN 56L	DECK WINCH OUT 56R	SP WINCH IN 57L	SP WINCH OUT 57R	FWD 58L	REV 58R	59L	59R	60L	60R
SP WINCH IN	SP WINCH OUT									START ENGINE STOP	CLUTCH ON/OFF





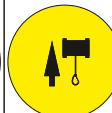
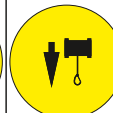

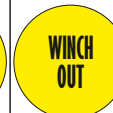
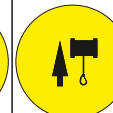
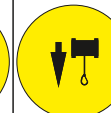

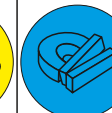




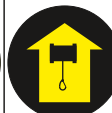
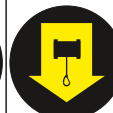

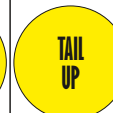
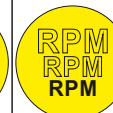
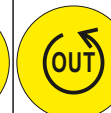
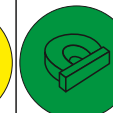
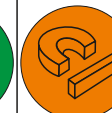
61L	61R	WINCH IN 62L	WINCH OUT 62R	DECK 63L	DECK 63R	64L	64R	ONE SPEED 65L	65R	DOOR OPEN 66L	DOOR CLOSE 66R
STOP	CLUTCH ON/OFF							TWO SPEED		CONV START	CONV STOP




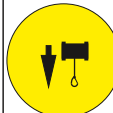

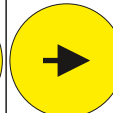
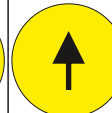
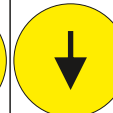





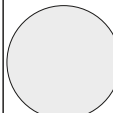


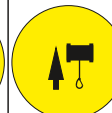
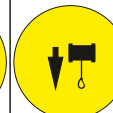

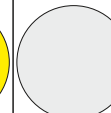
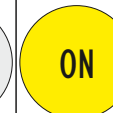

FRONT LEFT AXLES 67L	FRONT RIGHT AXLES 67R	68L	68R	AXELS RETRACT 69L	AXELS EXTEND 69R	HOIST UP 70L	HOIST DOWN 70R	FRONT GATE OPEN 71L	FRONT GATE CLOSE 71R	WRAP START 72L	WRAP STOP 72R
REAR LEFT AXLES	REAR RIGHT AXLES	BRAKES		STEER LEFT	STEER RIGHT	JIB UP	JIB DOWN	REAR BAR OPEN	REAR BAR CLOSE	STEER LEFT	STEER RIGHT






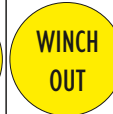
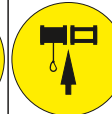
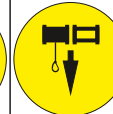
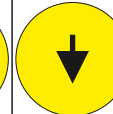
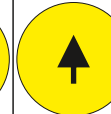

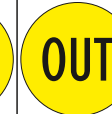






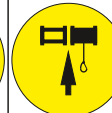
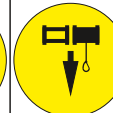

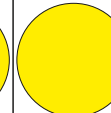


 73L	 73R	 74L	 74R	 75L	 75R	 76L	 76R	 77L	 77R	 78L	 78R
											

 79L	 79R	 80L	 80R	 81L	 81R	 82L	 82R	 83L	 83R	 84L	 84R
											

 85L	 85R	 86L	 86R	 87L	 87R	 88L	 88R	 89L	 89R	 90L	 90R
											

 91L	 91R	 92L	 92R	 93L	 93R	 94L	 94R	 95L	 95R	 96L	 96R
											

 97L	 97R	 98L	 98R	 99L	 99R	 100L	 100R	 101L	 101R	 102L	 102R
											

 103L	 103R	 104L	 104R	 105L	 105R	 106L	 106R	 107L	 107R	 108L	 108R
											

 PUMP ON/OFF 109L	 RAISE 109R	 RH ← 110L	 RH → 110R	 OUT 111L	 IN 111R	 112L	 112R	 UNITS ← 1 & 2 113L	 UNITS → 1 & 2 113R	 UNITS → 1 & 2 114L	 UNITS ← 1 & 2 114R
 LOWER 109L	 AUX 109R	 LH ← 110L	 LH → 110R	 F/S 111L	 12/24 111R	 L BED 112L	 R BED 112R	 UNITS ← 5 & 6 113L	 UNITS → 5 & 6 113R	 UNITS → 5 & 6 114L	 UNITS ← 5 & 6 114R





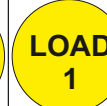
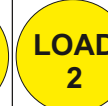
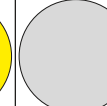
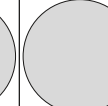
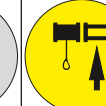
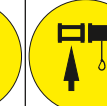
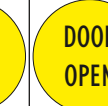
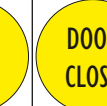




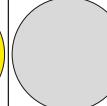
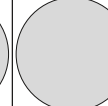
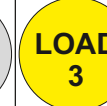


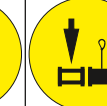


 115L	 115R	 116L	 116R	 WINCH IN 117L	 WINCH OUT 117R	 GEN START 118L	 GEN STOP 118R	 WATER 119L	 VACUUM 119R	 OPEN 120L	 CLOSE 120R
 DECK 115L	 DECK 115R	 RAMP 116L	 RAMP 116R	 BODY ON 117L	 BODY OFF 117R	 RPM RPM RPM 118L	 RPM RPM RPM 118R	 119L	 119R	 120L	 120R






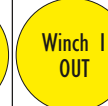
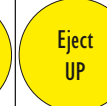
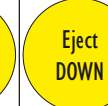
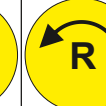
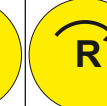




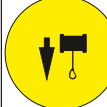

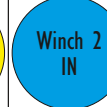
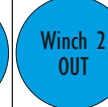

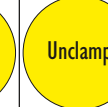

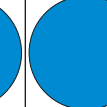
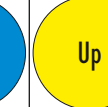

 121L	 121R	 122L	 122R	 PLATFORM ↓ DOWN 123L	 PLATFORM ↑ UP 123R	 TILT 124L	 TILT 124R	 Hatbox DOWN 125L	 Hatbox UP 125R	 126L	 126R
 121L	 121R	 122L	 122R	 WINCH ← IN 123L	 WINCH → OUT 123R	 124L	 124R	 125L	 125R	 126L	 126R








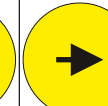








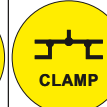

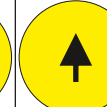
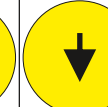
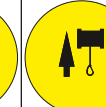
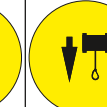


 127L	 127R	 128L	 128R	 129L	 129R	 1 130L	 2 130R	 1 131L	 2 131R	 FEED 132L	 DUMP 132R
 ROOD 127L	 ROOD 127R	 DECK 128L	 DECK 128R	 129L	 129R	 3 130L	 STOP 130R	 3 131L	 STOP 131R	 132L	 132R




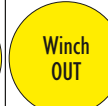
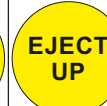


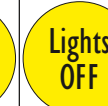



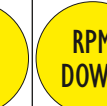


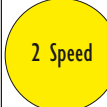

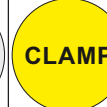







 PUMP 133L	 AUX 133R	 BODY ON 134L	 BODY OFF 134R	 MAJAKAT 135L	 VILKKU TAKA 135R	 Winch 1 IN 136L	 Winch 1 OUT 136R	 Winch 1 137L	 Winch 1 137R	 WINCH IN 138L	 WINCH OUT 138R
 133L	 133R	 WINCH IN 134L	 WINCH OUT 134R	 TAULU 135L	 TYÖVALO 135R	 Winch 2 IN 136L	 Winch 2 OUT 136R	 Winch 2 137L	 Winch 2 137R	 138L	 138R




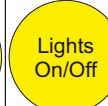
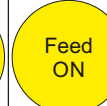
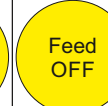

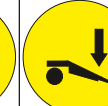
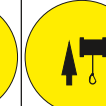
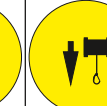






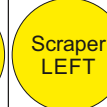
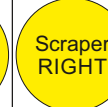
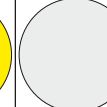
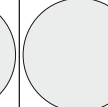
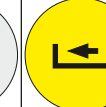
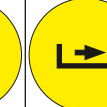
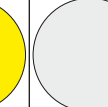
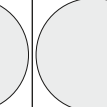
 PLAT UP 139L	 PLAT DOWN 139R	 FRONT 140L	 FRONT 140R	 CHARGE CONV START 141L	 INCREASE SPEED 141R	 ! 142L	 START 142R	 143L	 143R	 144L	 144R
 WINCH IN 139L	 WINCH OUT 139R	 REAR 140L	 REAR 140R	 CHARGE CONV STOP 141L	 DECREASE SPEED 141R	 BRAKE 142L	 CABLE IN 142R	 CLAMP 143L	 RELEASE 143R	 144L	 144R




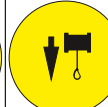
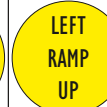
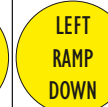
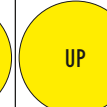



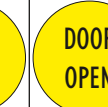
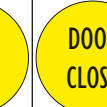



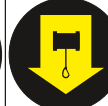
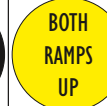
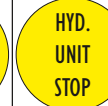

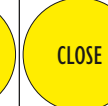
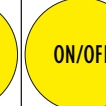
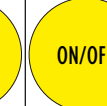


 145L	 145R	 146L	 146R	 147L	 147R	 148L	 148R	 149L	 149R	 150L	 150R
 145L	 145R	 146L	 146R	 147L	 147R	 148L	 148R	 149L	 149R	 150L	 150R













































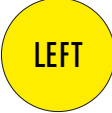




















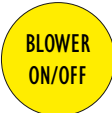
























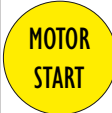













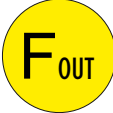













 151L	 151R	 152L	 152R	 153L	 153R	 154L	 154R	 155L	 155R	 156L	 156R
 151L	 151R	 152L	 152R	 153L	 153R	 154L	 154R	 155L	 155R	 156L	 156R









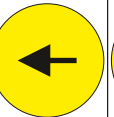
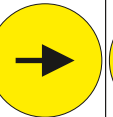
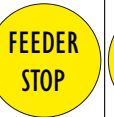










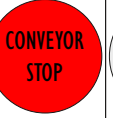
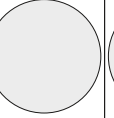
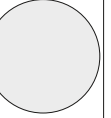








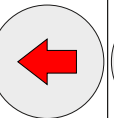
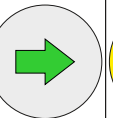
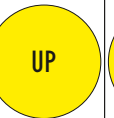
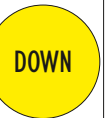












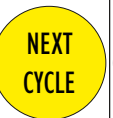

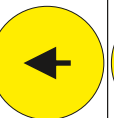
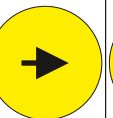
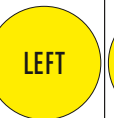





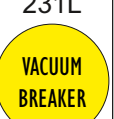

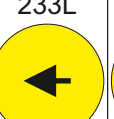
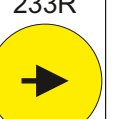




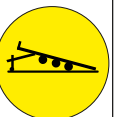
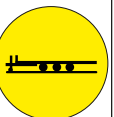
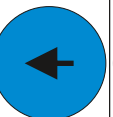
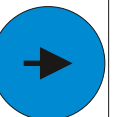






 157L	 157R	 158L	 158R	 159L	 159R	 160L	 160R	 4F-161L	 4F-161R	 4F-162L	 4F-162R
 157L	 157R	 158L	 158R	 159L	 159R	 160L	 160R	 4F-161L	 4F-161R	 4F-162L	 4F-162R

 2F-163L	 2F-163R	 4F-164L	 4F-164R	 4F-165L	 4F-165R	 4F-166L	 4F-166R	 4F-167L	 4F-167R	 4F-168L	 4F-168R
 2F-163L	 2F-163R	 4F-164L	 4F-164R	 4F-165L	 4F-165R	 4F-166L	 4F-166R	 4F-167L	 4F-167R	 4F-168L	 4F-168R

 4F-169L	 4F-169R	 4F-170L	 4F-170R	 4F-171L	 4F-171R	 2F-172L	 2F-172R	 4F-173L	 4F-173R	 2F-174L	 2F-174R
 4F-169L	 4F-169R	 4F-170L	 4F-170R	 4F-171L	 4F-171R	 2F-172L	 2F-172R	 4F-173L	 4F-173R	 2F-174L	 2F-174R

 2F-175L	 2F-175R	 4F-176L	 4F-176R	 4F-177L	 4F-177R	 4F-178L	 4F-178R	 4F-179L	 4F-179R	 4F-180L	 4F-180R
 2F-175L	 2F-175R	 4F-176L	 4F-176R	 4F-177L	 4F-177R	 4F-178L	 4F-178R	 4F-179L	 4F-179R	 4F-180L	 4F-180R

 ENGINE START 4F-181L 	 ENGINE STOP 4F-181R 	 WATER ON 2F-182L	 WATER OFF 2F-182R	 4F-183L	 4F-183R	 5 2F-184L	 6 2F-184R	 RAMP 4F-185L 	 RAMP 4F-185R 	 RAMP 4F-186L 	 RAMP 4F-186R 
 DECK 187L	 DECK 187R	 SHEET OPEN 188L  TAIL DOOR OPEN	 SHEET CLOSED 188R  TAIL DOOR CLOSED	 FREE SPOOL 189L	 LIGHT SWITCH 189R	 REV UP 190L  VALVE ON	 REV DOWN 190R  VALVE OFF	 START 191L	 STOP 191R	 MAIN DECK WINCH IN 192L  SIDE PULLER WINCH IN	 MAIN DECK WINCH OUT 192R  SIDE PULLER WINCH OUT
 IN 193L  LI	 OUT 193R  L2	 FWD 194L  LEFT	 REV 194R	 FWD 195L  LEFT	 REV 195R  RIGHT	 LEFT IN 196L  LEFT OUT	 RIGHT IN 196R  RIGHT OUT	 LEFT RAMP UP 197L  BOTH RAMPS UP	 RIGHT RAMP UP 197R  HYD UNIT STOP	 ELEVATOR ON/OFF 198L	 HOPPER ON/OFF 198R
 WATER 199L  R	 VACUUM 199R  R	 STEERING LOCKED 200L  STEER LEFT	 STEERING UNLOCKED 200R  STEER RIGHT	 BLOWER ON/OFF 201L  AUGER ON/OFF	 ROTARY VALVE ON/OFF 201R	 RAMP 202L	 RAMP 202R	 AIR ON 203L  FEED ON	 AIR OFF 203R  FEED OFF	 ON OFF 204L	 204R
 UP 205L	 DOWN 205R	 206L  1	 206R  2	 DECK 207L	 LOCK OUT 207R	 AUX 208L	 PUMP 208R	 ENGINE START 209L  AXLES STEER RIGHT	 ENGINE NO/OFF 209R  AXLES STEER LEFT	 MOTOR START 210L  UP	 MOTOR STOP 210L  DOWN
 211L 	 211R 	 STOW 212L  UP	 DEPLOY 212R  DOWN	 F IN 213L  R IN	 F OUT 213R  R OUT	 BOOM 214L 	 BOOM 214R 	 215L  REV	 215R 	 216L 	 216R 

 217L	 217R	 218L	 218R	 219L	 219R	 220L	 220R	 221L	 221R	 222L	 222R
 223L	 223R	 224L	 224R	 225L	 225R	 226L	 226R	 227L	 227R	 228L	 228R
 223L	 223R	 224L	 224R	 225L	 225R	 226L	 226R	 227L	 227R	 228L	 228R
 223L	 223R	 224L	 224R			 226L	 226R				
 229L	 229R	 230L	 230R	 231L	 231R	 232L	 232R	 233L	 233R	 234L	 234R
 229L	 229R	 230L	 230R	 231L	 231R			 233L	 233R		
 235L	 235R	 236L	 236R	 237L	 237R	 238L	 238R				
 235L	 235R			 237L	 237R	 238L	 238R				